

## VISTA INSTRUCTIONS

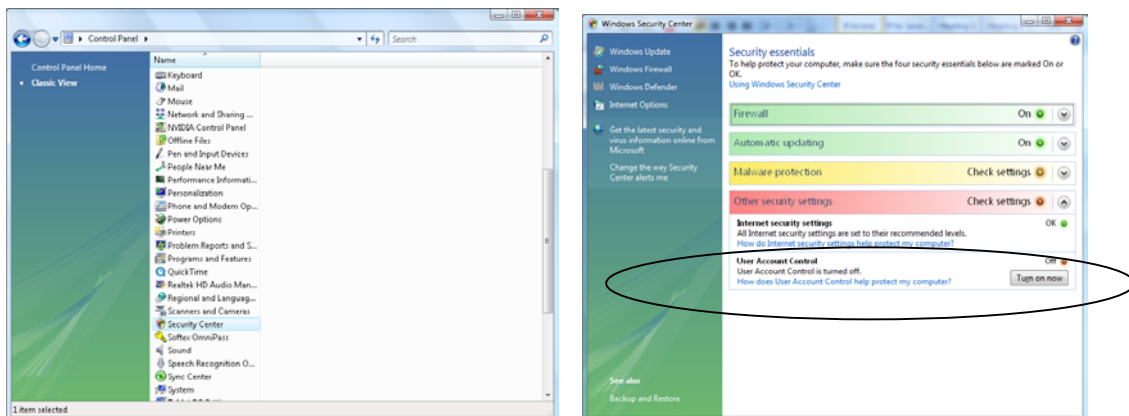
The following details for Vista will enable QuoCut to operate for backing up and updating. Vista has security controls that will prevent updating if this is not changed.

***VISTA – If you have a Vista operating system you may need to turn off the User Account Control in order to be able to use the update function of the program and perform the backup process.***

***To check to see if your user control is turned on or off:***

- ***Go to Start at the bottom of your computer and select the Control Panel (Classic View)***
- ***Select Security Centre***
- ***Select continue if asked to do so***

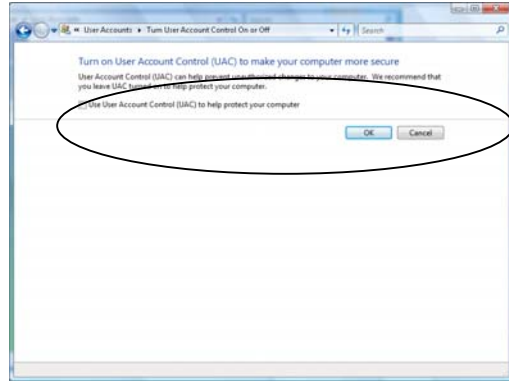
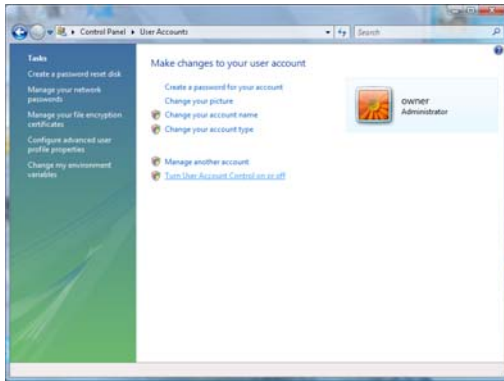
***Note – when this control is turned on it prevents various functions such as using certain files, which are executables. The executable files are required to run QuoCut.***



***Look at User Account Control – this will say either ‘On’ or ‘Off’ – if it is ON then proceed as follows:***

- ***Go to Start at the bottom of your computer and select Control Panel (Classic View)***
- ***Select User Accounts***
- ***Select ‘Turn User Account Control on or off’ – Continue***
- ***Unselect ‘Use User Account Control’***
- ***Select OK***

## VISTA INSTRUCTIONS



*You will need to restart your computer.*